

Г. К. Мітчелл

Англійська мова English

Підручник для 2 класу
закладів загальної середньої освіти
(з аудіосупроводом)

Рекомендовано Міністерством освіти і науки України



Київ
Видавництво «Лінгвіст»
2019

УДК 811.111 кл2(075.2)
М67

«Рекомендовано Міністерством освіти і науки України»
(Наказ Міністерства освіти і науки України від 28.03.2019 №407)

Видано за державні кошти. Продаж заборонено

Мітчелл Г.К.

М67 Англійська мова. English. Підручник для 2 кл. загальноосв. навч. закладів
(з аудіосупроводом) / Г.К. Мітчелл. – К.: Видавництво «Лінгвіст», 2019. – 112 с.

ISBN (укр.) 978-617-7713-20-2

Підручник з аудіосупроводом призначений для вивчення англійської мови в 2-му класі, розроблений згідно з Державним стандартом початкової загальної середньої освіти Нової української школи та відповідно до Типової освітньої програми для закладів загальної середньої освіти. Видання має ґрунтовну комунікативну й діяльнісну спрямованість, відповідає віковим особливостям учнів і закладає міцний фундамент для подальшого успішного навчання.

УДК 811.111 кл2(075.2)

Аудіосупровід до підручника Ви знайдете за посиланням
<http://lib.imzo.gov.ua/>

ISBN (англ.) 978-618-05-1929-7
ISBN (укр.) 978-617-7713-20-2

© Smart Junior (Ukrainian edition), MM Publications.
Published by Publishing House Linguist,
under license from MM Publications, 2019

Contents



1	We're back!	4
2	Party time!	16
3	Home and family	28
4	Friends	40
5	Animals	52
6	My town	64
7	My favourite food	76
8	Clothes	88
	Phonics	100
	Grammar boxes	108
	Syllabus	110

21st century competencies



intercultural awareness



critical thinking



autonomous learning



communication



cooperation



creativity



ICT literacy



personal and social responsibility



1a

We're back!

1 Listen and sing.



Back to school **A B C**s

A B C D E F G

Spell 'girl' G - I - R - L

H I J K L M N



Spell 'nose' N - O - S - E

O P Q R S T U

Spell 'star' S - T - A - R

V W X Y Z

Spell 'zoo' Z - O - O.





book



pen



pencil



ruler

2

Listen, point and say.




a



b



c



d



3

Let's play!



Spell 'book'.

B - O - O - K.



1b



bag



rubber




computer



pencil case

1 Listen, point and read.



Grammar



What's this?
It's a bag.



What's that?
It's a computer.

What's = What is
It's = It is

2

Listen, point and say.




1



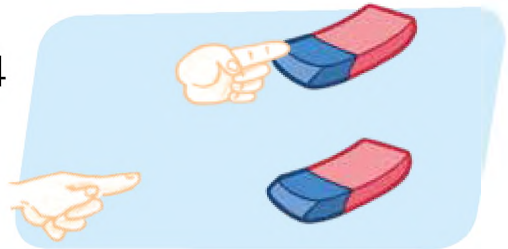
2



3



4




3

Point, ask and answer.



What's that?

It's a book.



1c

1 2 3 4 5 6 7 8 9 10

one two three four five six seven eight nine ten

1 Listen, point and read.



The grasshopper and the ants

1, 2, 3...




4, 5, 6, 7...



8, 9, 10 ants!
What are these?

They're apples.




I'm hungry.

OK. Come in.





apple



apples

Grammar

What are **these**?
They're **apples**.



apple



apples

They're = They are

2

Look, count and say.



1



2



3



4



3

Look at activity 2. Ask and answer.



What are these?

They're pens.



1


Story time

10 STARS

1 Listen, point and read.



Now, colours!



Story time



star



Welcome!



kids



VALUE

Work as a team.

smart world 1



desk



chair



red



blue



yellow



green

1 Listen, point and read.



My classroom



Hi! My name's Liuda and I'm from Ukraine. My desk is green and my pen is red. This is my bag and these are my books.



Hello! My name is Kevin. I'm from the UK. My desk is green and my bag is blue. My chair is yellow. These are my two books and my two pens.



2 Read and say **Liuda**, **Kevin** or **B** for both.



- 1 My desk is green.
- 2 My pen is red.
- 3 I'm from Ukraine.

- 4 My bag is blue.
- 5 I'm from the UK.

3 Draw your classroom and write.





smart time 1

1 Find the words and write them in your notebook. Then point and say.







a=1	b=2	c=3	d=4	e=5	f=6
g=7	h=8	i=9	j=10	k=11	l=12
m=13	n=14	o=15	p=16	q=17	r=18
s=19	t=20	u=21	v=22	w=23	x=24
y=25	z=26				

16 5 14 3 9 12

3 15 13 16 21 20 5 18

18 21 2 2 5 18

18 21 12 5 18

a  b  c  d 

2 Write a word with numbers. Then give it to your partner to write the word.



1

Revision

1 Find the letter. Then say the word.



y p r s

1




?uler

2



?tar

3



?ellow

4



?encil

2 Choose and say.



1



What's **this / that**?
It's a pen.

2



What's **this / that**?
It's a book.

3



What's **this / that**?
It's a computer.

4



What's **this / that**?
It's a pencil case.



3 Draw a classroom object. Then ask and answer with your partner, *What's this? It's a...*



Now I can!



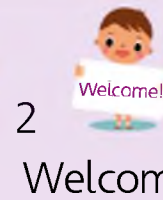
1 Say and point. 



2 Say and point. 



3 Say and point. 



5 Say and point. 



What's that?
It's my bag.



What's this?
It's a rubber.



What are these?
They're apples.

2a

Party time!

1 Listen and sing.




Presents

Presents, presents!
How many presents?

Two dolls, four yo-yos,
Three teddy bears too.
One big dog,
One ball.
They are all for you.

Presents, presents!
How many presents?





present



doll



yo-yo



teddy bear



ball

Grammar

How many yo-yos?
Two yo-yos.



2

Listen, point and say.



2



10



5



8

3

Look at the pictures in activity 1. Ask and answer.



How many teddy bears?

Three teddy bears.



2b



balloon



cake


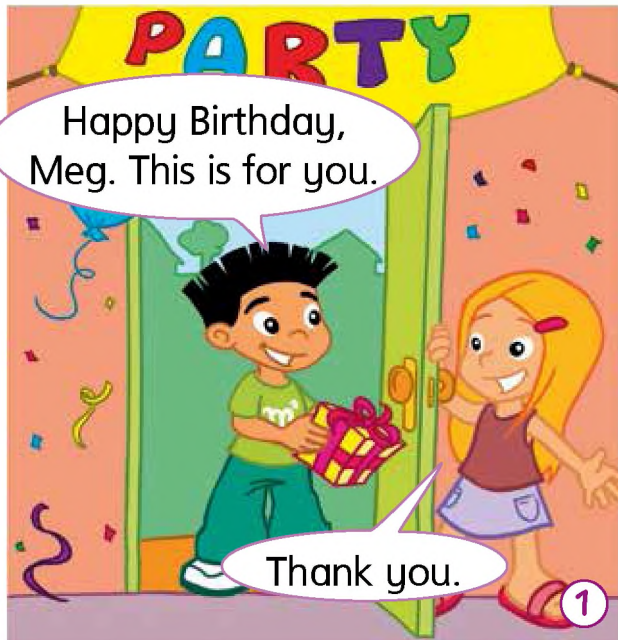


lollipop



hat

1 Listen, point and read.



Grammar


What are **those**?
They're lollipops.



2 Listen, point and say.



a



b



c



d

3 Let's play!



What are those?

They're hats.



2c



orange



pink



brown



black



white

1 Listen, point and read.



Aladdin





Grammar

What colour are they?
They're pink.



2 Listen and say Yes or No.



3 Look at activity 2. Ask and answer.



What colour
are they?

They're
lollipops.

They're
pink.

Yes.



2

Let's play

Grammar

Are they
lollipops?



Yes, they are.
No, they aren't.

aren't = are not

1 Look and read. Then play.



Are they lollipops?



No, they aren't.

Are they dolls?



Yes, they are.

1 Make a birthday card.



2 Write on your card.
To: ...
From: ...



3 Act out.



Happy Birthday,
Nick! This is
for you.



Thank you.

smart world 2



make breakfast





card



give



flower

1 Listen, point and read.  



Mother's Day

It's Mother's Day in Ukraine today! Let's make breakfast for mum. Let's make a card and give her a present and flowers.



2 Look and say. 

What's this?




How many presents?



How many flowers?



3 Draw a present you want to give your mum and write what it is.  



smart time 2

1 Listen, point and repeat.  

Look! Red and yellow make orange.  +  = 

Blue and yellow make green.  +  = 

Red and white make pink.  +  = 

What's your favourite colour?

2 Look and say. 

A  +  = 

B  +  = 

C  +  = 

D  +  = 

2

Revision

1 Listen and point.



1



2



3



4





2 Draw two of the same object and colour them in. Then ask and answer with your partner, *What are those? They're..., What colour are they? They're...*




Now I can!



1 Say and point.





2 Say and point.



3 Say and point.



4 Say and point.



5 Say and point.



How many presents?
Five presents.



Are they yo-yos?
Yes, they are.



What are those?
They're lollipops.



What colour are they?
They're pink.

3a

Home and family

1 Listen and point. Then sing.



My family photos



a

Rat-a-tat-tat.
Who's that?
It's my sister, Jane.
That's her name!
That's her name!

Rat-a-tat-tat.
Who's that?
It's my father. It's my mother.
It's my father. It's my mother.



b

Rat-a-tat-tat.
Who's that?
It's my brother, Ben.
Say it again! Say it again!



c



father



mother



sister



brother

Grammar

Who's that?
It's my sister.



Who's = Who is
It's = It is

2 Listen, point and say.



a



b



c



d

3 Point, ask and answer.



Who's that?

It's my father.



3b



grandfather



grandmother





bird



friend

1 Listen, point and read.



Grammar

Is that your sister?



Yes, it is.

No, it isn't.




How old is she?

She's ten years old.

isn't = is not

2

Listen, point and say.



3

Ask and answer.



Is that your sister?

Yes, it is.

How old is she?

She's ten years old.



3c



puzzle



bed



wardrobe

1 Listen, point and read.



Goldilocks and the Three Bears

Let's play ball.

Where's the ball?

OK.

It's on the bed.



It isn't on the bed.

Umm. It's under the bed.



Is it in the wardrobe?

No, it isn't.



That's not the wardrobe!

Oh, I'm sorry!



Grammar

Where's the doll?

It's **on** the bed.

It's **under** the bed.

It's **in** the wardrobe.



Where's = Where is

Where are the dolls?

They're on the TV.



2

Listen, point and say.




1



2



3



4



3

Look at activity 2. Ask and answer.



Where's the puzzle?

Where are the balls?

It's under the bed.

They're...



3

Story time




sofa

1 Listen, point and read.



WHERE'S TOMMY?





VALUE

Help your elders.

smart world 3



lamp



TV

1 Listen, point and read.



My name's Mario.
I'm from Italy.
This is my bedroom.
My bag is on the table. But where's my pencil case? It's on the bed.

a



b



My name's Vlad. I'm from Ukraine. This is my bedroom. But where's my bag? It's under the table.



2 Look at the pictures and say **T** for True or **F** for False. 

1 (picture 1) The lamp is on the table.

2 (picture 2) The chair is green.

3 (picture 1) The bag is under the bed.

4 (picture 2) The TV is on the desk.

3 Draw your room and write.



HISTORY

smart time 3

1 Listen, point and read.



1 Grandfather and grandmother.

2 Mother is on the bed.



3 The apples are red.

4 The cat is on the chair.

2 Draw an item *on*, *in* or *under* another item and colour it in. Then ask and answer with your partner, *Where's the...? It's on/in/under the...*



3

Revision

1 Point and say. 

father mother grandfather grandmother



2 Listen and say **Yes** or **No**.  



3 Make your family photo album. Write about your family. 

Now I can!



1 Say and point.



1 father



2 mother



3 sister



4 brother



5 grandfather



6 grandmother

2 Say and point.



1



puzzle

2



bird

3



friend

3 Say and point.



1



lamp

2



sofa

3



bed

4



wardrobe

5



TV

4 Say and point.



Is that your mother?
No, it isn't.

Where's the puzzle?
It's on the desk.

Where are the dolls?
They're in the wardrobe.



Oh, I'm
sorry!





How old are you?
I'm eight years
old.

4a

Friends 11 12 13 14 15

eleven twelve thirteen fourteen fifteen

1 Listen and point. Then sing.  

Friends

I've got eleven balls.
You've got twelve dolls.
I've got thirteen toys.
Toys, toys, toys
For all the girls and boys!

I've got fourteen kites.
You've got eleven bikes.
I've got fifteen pens.
Pens, pens, pens
For all our friends!



16

sixteen

17

seventeen

18

eighteen

19

nineteen

20

twenty

Grammar



I've got a book.
I've got = I have got



You've got a puzzle.
You've got = You have got

2

Listen, point and say.



15 16



a

20 18




b

18 19



c

17 15



d

3

Point to what you have got. Then say.



I've got a ball.
You've got a yo-yo.



4b



cat



dog



snake



rabbit

1 Listen, point and read.



Grammar

Have you got a dog?

**Yes, I have.
No, I haven't.**

haven't = have not

2 Listen and say **Yes** or **No**.



3 Ask and answer.



Have you got a cat?

Yes, I have.

Find someone who has got:

a cat

a dog

a fish

a snake

a rabbit

a bird



4c



fair hair



brown hair



green eyes




blue eyes

1 Listen, point and read.



My Friends

1



This is Henry. He's seven. He has got fair hair and green eyes.

2



This is Emma. She's six. She has got brown hair and brown eyes.

3



This is Mary. She's six too. She has got fair hair and blue eyes.

Grammar



He has got brown hair.
She has got blue eyes.



2

Look at activity 1 and say **Yes** or **No**.



Emma



Henry



Mary



3

Listen and point.



a



b



c



d

4

Look at activity 1 and say.



He has got
fair hair.

It's Henry.



4

Let's play



mouth



nose



big ears



small ears

1

Let's play!



She has got fair hair and green eyes. She has got a small nose and small ears.

He has got...



Project



1 Make a missing pet poster.



2 Write about your pet.



This is..., my...
... has got...

3 Show and say.



This is Lilly,
my rabbit. She has got
brown eyes, big ears and
a small nose.



smart world 4



vyshyvanka



shirt



pattern

1 Listen, point and read.



Vyshyvankas are traditional Ukrainian shirts. We can see animals, flowers and different patterns on them. They are white, red, black, blue, orange and other colours.



2 Read and look. Then point and say.



This is my family. My **mother** (1) has got a blue and red vyshyvanka. My **father** (2) has got a vyshyvanka with red flowers. My **grandmother** (3) and I have got red, white and blue patterns on our vyshyvankas.

3 Draw your family in traditional clothes. Then write.





smart time 4



pond



duck



frog




lizard

1

Listen, point and read.



What's in a pond?



This is a duck. It's brown and white. It has got small eyes.

This is a lizard. It has got two eyes.

This is a frog. It's green and red.

2

Find a picture of your favourite animal. Then write.



4

Revision

1 Listen and say the name.



1

Sam Tom



2

Mary Ann



3

Sam Tom



4

Mary Ann

2 Look and point. Then say.



snake rabbit cat dog



1



2



3



4



a



b



c



d

3 Look at activity 2 and write about the animals.



Now I can!



1 Say and point.



11

eleven

12

twelve

13

thirteen

14

fourteen

15

fifteen

16

sixteen

17

seventeen

18

eighteen

19

nineteen

20

twenty

2 Say and point.



cat



dog



snake



rabbit



lizard



frog



duck

3 Say and point.



fair hair



ear

nose

brown hair



eye

mouth

4 Say and point.



vyshyvanka



shirt



pattern



pond

5 Say and point.



Have you got a cat?
No, I haven't.



I've got a rabbit.



She has got small ears
and a big mouth.

5a

Animals



parrot



monkey



hippo

1 Listen and point. Then sing.



Animals

How many **monkeys** can you see?

I can see

Ten monkeys, ten monkeys.

How many **parrots** can you see?

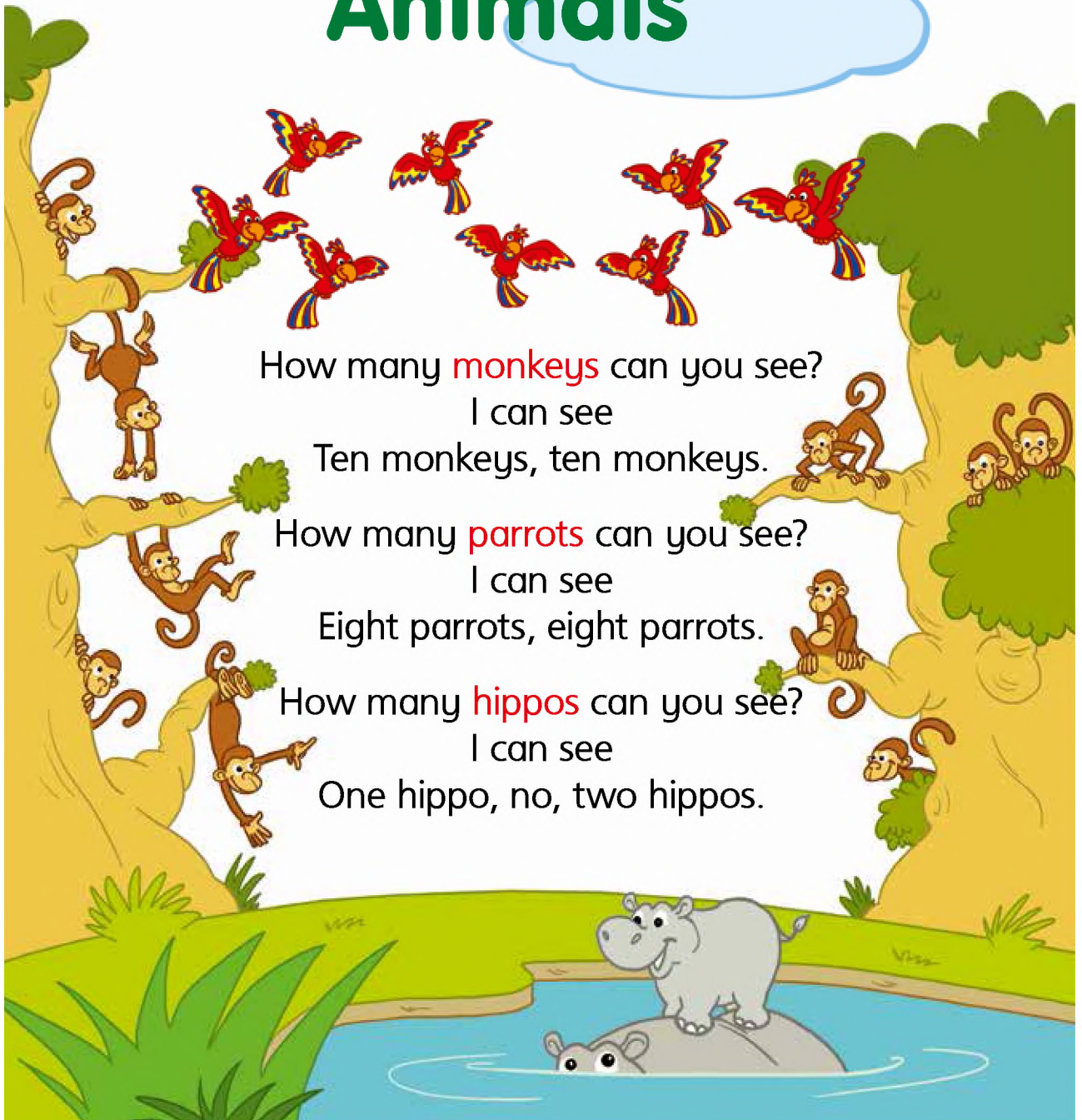
I can see

Eight parrots, eight parrots.

How many **hippos** can you see?


I can see

One hippo, no, two hippos.



Grammar

How many dogs can you see?
I can see two dogs.



One dog.



Two dogs.



2

Listen, point and say.



a



b



c



d



11

8

3

17

3

Let's play!



I can see three monkeys.

5b



swim



run





talk



fly

1 Listen, point and read.



Grammar

Can you swim? < Yes, I can.
No, I can't. can't = cannot

2 Listen, point and say.



3 Ask and answer.




talk swim run fly

Can you swim?

Yes, I can.



5c



elephant



penguin



crocodile



jump

1 Listen, point and read.



Wild animals



1

This is a crocodile.
It can swim, but it can't talk.



2

This is a parrot.
It can fly and talk.



3

This is an elephant.
It can run.



4

This is a penguin.
It can jump, but it can't fly.

Grammar


It can jump.
It can't fly.



It can fly **and** talk.
It can jump, **but** it can't fly.

2

Listen, point and say.



a



b



c



d

3

Guess.



It can talk
and it can fly.



It's a parrot.

5

Story time

1 Listen, point and read.



climb




lion



zebra

Can lions run?





Story time



VALUE

Respect animals.

smart world 5



1 Listen, point and read.



The bison is a very big animal. It's brown and it has got long legs and two horns. It can run.



The beaver is a small animal. It is brown and it has got big teeth. It can dive.

2 Read and say **Yes** or **No**.



- 1 The bison is a big animal.
- 2 The beaver is white.
- 3 The beaver has got small teeth.
- 4 The bison has got two horns.
- 5 The bison can dive.

3 Choose one animal from activity 1. Draw it and write about it.





smart time 5



bear



river

1

Listen, point and read.



What's in a forest?



Look at the tree. It's green and brown. It's very tall! Wow!

This is a bear. It's brown! It's big too!

Look! The bird is small.

This is a river.

The flowers are red!

2

Read and say **Yes** or **No**.



- 1 The tree is red and brown.
- 3 The bird is small.

- 2 The bear is big.
- 4 The flowers are yellow.

3

Draw a forest and write about it.



5


Revision

1 Look, point and say. 

crocodile zebra lion monkey beaver giraffe bison
parrot elephant penguin



2 Read and say **Yes** or **No**. 



- 1 A lion can run.
- 2 A penguin can fly.
- 3 An elephant can jump.
- 4 A crocodile can't swim.
- 5 A zebra can't talk.
- 6 A monkey can climb.



3 Choose an animal and write what it can/can't do. 

Now I can!



1 Say and point.



talk



swim



run



jump



fly



climb



dive

2 Say and point.



hippo



monkey



parrot



crocodile



penguin



elephant



lion



zebra



giraffe



horn
bison



teeth
beaver



bear



tail
leg

3 Say and point.




tree



river

4 Say and point.



It can fly and talk.



It can't climb.



Can it fly?
No, it can't.



Can you swim?
Yes, I can.



It can swim, but
it can't fly.



How many hippos
can you see?
Five hippos.

6a

My town



pet shop



toy shop



school



park

1 Listen and point. Then sing.



This is my town

This is my town.
This is my town.
HI-HO-A-MERRY-O
This is my town!

There is a school.
There is a school.
HI-HO-A-MERRY-O
This is my town!

There is a park.
There is a park.
HI-HO-A-MERRY-O
This is my town!

There is a toy shop.
There is a toy shop.
HI-HO-A-MERRY-O
This is my town!



Grammar

There's a pet shop.



There's = There is

2

Listen, point and say.



a



b



c



d

3

Let's play!



There's a school.
There's a toy shop.
There's a park.

6b



supermarket



hospital



cinema



police station

1 Listen, point and read.



This is my town.

Wow!



1

There are two cinemas...

And there are three supermarkets.



2

Look! There are two police stations too!



3

Now, there's one.



4

Oh, Cody!

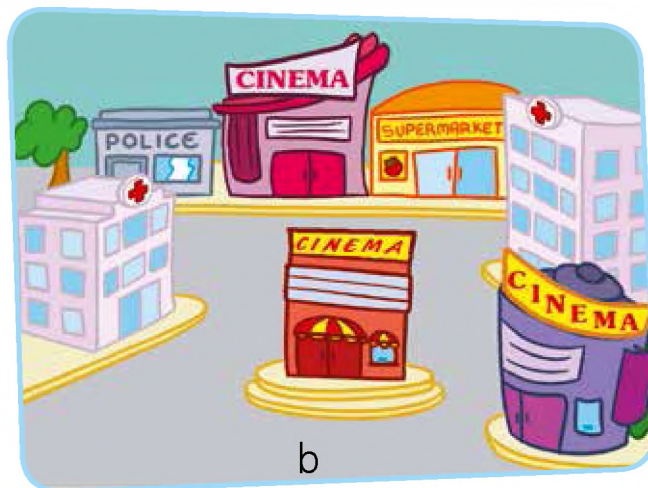
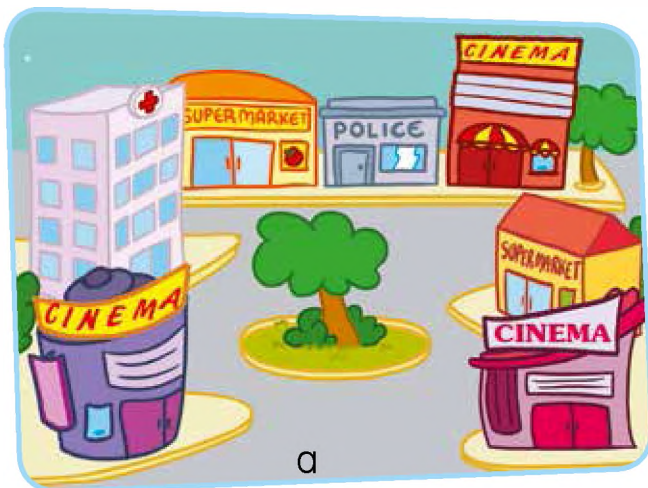
Grammar

There are two hospitals in my town.



2

Listen and point.



3

Draw a town and say.



There is a school in my town. There are two cinemas, two parks and three supermarkets in my town.

6c



restaurant

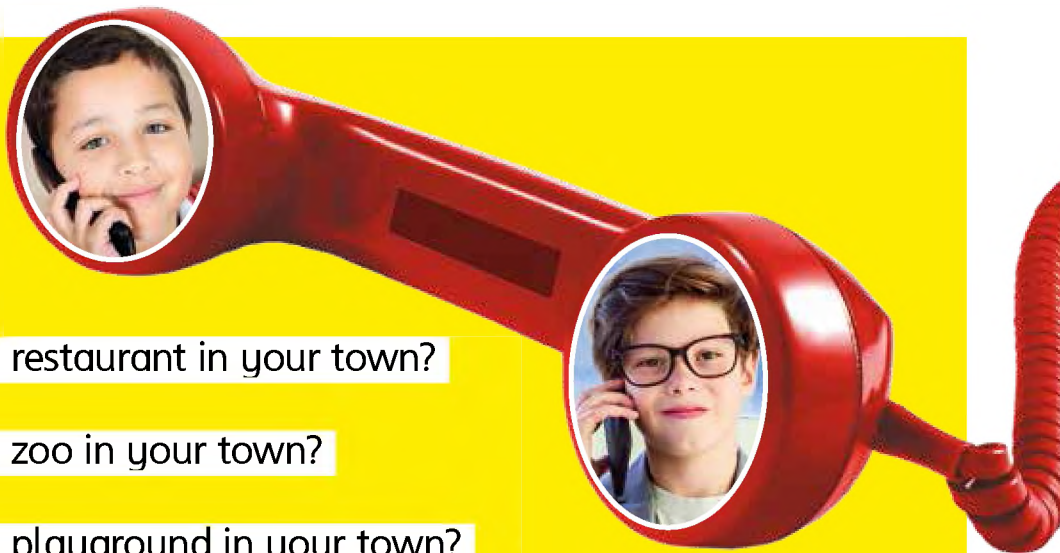


playground



zoo

1 Listen, point and read.



Tom Is there a restaurant in your town?

Jim Yes.

Tom Is there a zoo in your town?

Jim No.

Tom Is there a playground in your town?

Jim Yes. There are three playgrounds in my town.



Tom Three playgrounds? Wow!



Grammar

Is there a zoo in your town? < Yes.
No.

2 Listen and point.



3 Let's play!



Is there a
supermarket in
your town?

Yes.



6

Let's play

1 Let's play!



1 2 3 4

9 8 7 6 5

10

11 12 13 14

15

20 19 18 17 16

START

FINISH

Go to 7

Go to 9

Go to 19

CINEMA

CINEMA

SCHOOL

SUPERMARKET

SUPERMARKET

POLICE

ZOO

1 Make a town.



1



2



3



4

2 Write about your town.



There's a...

There are...

3 Show and say.



There's
a school in
my town.



There are two
restaurants in my
town.

smart world 6



church



garden



theatre



door



museum

1 Listen, point and read.



Kyiv

Kyiv is in Ukraine. It is on the Dnipro River. There are gardens and parks in Kyiv. There are also theatres, museums and other beautiful buildings.

The Cathedral of St Sophia is a very big building. It's an old church. Another building in Kyiv is the Golden Gate. It has got a big door. There's an opera house in Kyiv too. It's a beautiful city!



2 Read and say **Yes** or **No**.



- 1 There are gardens in Kyiv.
- 2 There are museums in Kyiv.
- 3 The Cathedral of St Sophia is small.
- 4 The Golden Gate is a church.

3 Draw your favourite place in Ukraine and write about it.





Go straight.



Turn right.



Don't turn left.



Stop.

1

Listen, point and read.



Road Signs

You are in a street. Look around! There are blue and red signs. Always look at the signs!

Blue signs: Go straight. Turn right. Turn left.

Red signs: Don't turn left. Don't turn right. Stop!

2

Look, point and say.



3

Draw a road sign, colour it in and write.



6

Revision

1 Look, point and say. Where can you find these things? 



toy shop
hospital
supermarket
pet shop
park
restaurant



2 Look, point and say. 



3 Read and draw in your notebook. 

There's a toy shop in my town.
There are two schools in my town.
There are two hospitals in my town.
There's a zoo in my town.



Now I can!



1 Say and point.



1 hospital



2 school



3 restaurant



4 park



5 toy shop



6 police station



7 supermarket



8 pet shop



9 cinema



10 playground



11 zoo



12 church



13 garden



14 theatre



15 museum

2 Say and point.



1 Go straight.



2 Turn right.



3 Don't turn left.



4 Stop.

3 Say and point.



1 door

4 Say and point.



There is a playground in my town.



There are two schools in my town.



Is there a supermarket in your town?
Yes.

7a

My favourite food

1 Listen and point. Then sing.



What's your favourite food?

I like meat.

I like rice.

I like cheese.

It is nice.

I like sandwiches.

They are good.

With tomato and cheese.

They're my favourite food.





meat



cheese



rice



tomato



sandwich

Grammar

I like rice.



sandwich



sandwiches



tomato



tomatoes



2

Listen and point to the food the girl likes.



3

Look at activity 1 and say.



I like meat.



7b



chips



bananas



pasta



milk



cereal



juice



tea

1 Listen, point and read.



I'm hungry!
Chips! Yum! Do
you like chips?

No, I don't.



1

I don't like pasta.



2

I like bananas.



3

Where's my banana?

I don't know.



4

Yummy!



5

Grammar

Do you like chips?
Yes, I do./No, I don't.
I don't like chips.



don't = do not

2

Listen and point.



1



2



3



3

Look and say.



I like pasta.



I don't like bananas.



7c



get up



go to school



go home



go to bed

1 Listen, point and read.



Children around the World

Andy is from New York City
in the USA.

Nee is from Bangkok,
Thailand.

What do they do every day?



Andy



Nee

What time do you get up?

Andy: I get up at 8.00.

Nee: I get up at 7.00.

What time do you go to school?

Andy: I go to school at 9.00.

Nee: I go to school at 8.00.

What time do you go home?

Andy: I go home at 3.00.

Nee: I go home at 4.00.

What time do you go to bed?


Andy: I go to bed at 10.00.

Nee: I go to bed at 9.00.

Grammar


**I get up at eight o'clock.
What time do you go to bed?
At nine o'clock.**



2 Look at activity 1 and say **Andy** or **Nee**. 



- 1 I get up at eight o'clock.
- 2 I go to school at eight o'clock.
- 3 I go home at three o'clock.
- 4 I go to bed at nine o'clock.



3 Listen and point. Then say.  



4 Ask and answer.  

What time do you go to bed?

At nine o'clock.





7

Story time




doughnut

1 Listen, point and read.



Healthy food VS Unhealthy food

What do you have for breakfast?



VALUE

Eat healthily.

smart world 7



cabbage



beetroot



fruit



sour cream

1 Listen, point and read.



1 It is soup. It is red. There is beetroot, potatoes and cabbage in it. You can eat it hot or cold.



varenyky

2 They are small and white. There is meat, cheese or fruit in them. I like them with sour cream too!



holubtsi



3 What are these? They are small cabbage rolls. There is meat and rice in them too!



borshch

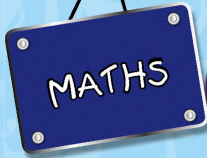
2 Read and say **Yes** or **No**.



- 1 Borshch is green soup.
- 2 There is cabbage in borshch.
- 3 Varenyky are small and white.
- 4 You can eat varenyky with sour cream.
- 5 There isn't rice in holubtsi.

3 Draw and write about your favourite food.





smart time 7



fish



soup



beans



bread



salad



chicken

Grammar

How much **is** the soup? It's €5.
How much **are** the beans? They're €4.

1 Look at the menu. Then ask and answer.



sandwiches	€10
fish	€14
chips	€3
soup	€5
pasta	€8
beans	€4
chicken	€12
salad	€5
bread	€2



Hello, can I help you?

They're €10.

It's €14.

Yes, please. How much are the sandwiches?

How much is the fish?

Thank you.



2 Make your own menu. Then ask and answer.


7

Revision

1 Look and say.



sandwiches meat chicken cheese pasta rice



2 Listen, point and say.



3 Write about food you like/don't like.



Now I can!



1 Say and point.



- | | | | | | |
|---|---|--|--|---|--|
| 1  meat | 2  cereal | 3  bananas | 4  salad | 5  beans | 6  rice |
| 7  bread | 8  fruit | 9  milk | 10  chips | 11  fish | 12  pasta |
| 13  cheese | 14  sandwich | 15  tomato | 16  soup | 17  doughnut | 18  cabbage |
| 19  beetroot | 20  sour cream | 21  chicken | 22  juice | 23  tea | |

2 Say and point.



- | | | | |
|--|--|---|---|
| 1  get up | 2  go to school | 3  go home | 4  go to bed |
|--|--|---|---|

3 Say and point.



Meg I like chips. Do you like chips?

Jack No, I don't. I don't like chips.

How much is the sandwich?

It's €3.

What time do you go to school?

I go to school at 8.00.

8a

Clothes



jeans



T-shirt



dress



skirt

1 Listen and point. Then sing.



Who am I?

I'm wearing a dress.
I'm wearing a dress.
Who am I?
I'm Jess.

I'm wearing jeans.
I'm wearing a T-shirt.
Who am I?
I'm Burt.

You're wearing a T-shirt.
You're wearing a skirt.
I know you!
You're Kate.



Grammar

I'm wearing a skirt.
You're wearing jeans.



I'm = I am
You're = You are

2 Listen and point.



3 Say in pairs.



I'm wearing a skirt.
It's red. You're
wearing jeans.



8b



shorts



glasses



trainers

1 Listen, point and read.



Let's get some clothes for Cody.

OK.



1

Look! He's wearing a hat...

And trainers.



2

She's wearing glasses.



3

Kids!

Sorry.

Oops.



4

Grammar



He's wearing trainers.
She's wearing a hat.



He's = He is
She's = She is

2

Listen and point.



1



2



3

Draw and say.



He's wearing
a T-shirt, jeans and trainers.
He's wearing glasses.

8c



jacket



socks



trousers

1 Listen, point and read.



Traditional Clothes

This is **Yoko**.
She's wearing a kimono.
A kimono is a dress.

This is **Tony**.
He's wearing a kilt.
It's a skirt.

This is **Mario**.
He's wearing a sombrero.
It's a hat.




2 Look at activity 1 and say **Yes** or **No**. 



1 Yoko is wearing a dress.



2 Tony is wearing trousers.



3 Mario is wearing a hat.

3 Listen and say **Yes** or **No**.  



4 Think about a classmate and say.  

He's wearing a T-shirt. It's black.
He's wearing jeans.



It's Jack!

8

Let's play



spring



summer



autumn



winter

Grammar

Is	he	wearing	<	Yes,	he	is.
she	glasses?	No,		she	isn't.	

1 Let's play!



Boy or girl?

Is he wearing a jacket?

Is he wearing a hat?

It's winter.

Boy.

Yes, he is.

Yes, he is.

Yes.



Autumn



Winter



Spring



Summer



1 Make a fashion model.



2 Write about your fashion model.



This is...
He's/She's wearing...
It's...

3 Use your model in a fashion show.



This is Amy.
She's wearing
a jacket. It's pink.
She's wearing
a skirt. It's yellow,
black and white.



This is Greg.
He is wearing
a hat. It's blue.
He's wearing jeans
and trainers. He's
wearing glasses.



smart world 8



student



football



origami



paper animals

1 Listen, point and read. Then match.



This is Oleg.
He is a student. In this picture, he is wearing shorts and a T-shirt. He has got a black and white ball. What is his hobby?



origami

This is Anna.
She is a student too. In this picture, she is wearing a red and white skirt. She has got a small bag too. It is white. She likes paper animals. What is her hobby?



football



2 Look at activity 1 and say **Yes, he/she is** or **No, he/she isn't.**



- 1 Is Oleg wearing jeans?
- 2 Is Anna wearing a dress?
- 3 Is Oleg wearing a T-shirt?
- 4 Is Anna a student?

3 Draw your best friend. Then write what he/she is wearing and what his/her hobby is.

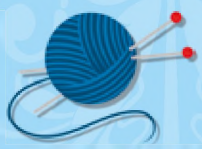


SCIENCE

smart time 8




silk



wool



cotton

1 Look, guess and point. 

Materials



2 Look and say. 



3 Look at the items in activity 2 and write, e.g. 1. *It is silk.*



8

Revision

1 Read, look and say **Yes, he/she is** or **No, he/she isn't**.



- 1 Is he wearing socks?
- 2 Is he wearing shorts?
- 3 Is he wearing a jacket?
- 4 Is he wearing glasses?



- 1 Is she wearing a dress?
- 2 Is she wearing a shirt?
- 3 Is she wearing trainers?
- 4 Is she wearing trousers?

2 Look, read and say.



A This is Liz. She's wearing a (1) **white / green** dress, a (2) **jacket / hat** and glasses. It's (3) **winter / summer**.



B This is Dan. He's wearing trousers, a (1) **T-shirt / shirt** and a (2) **jacket / hat**. It's (3) **spring / winter**.

Now I can!



1 Say and point.

- 1 T-shirt
- 2 jeans
- 3 trousers
- 4 shorts
- 5 glasses
- 6 dress
- 7 skirt
- 8 socks
- 9 jacket
- 10 trainers

2 Say and point.

- 1 student
- 2 football
- 3 paper animals
- 4 origami

3 Say and point.

- 1 silk
- 2 wool
- 3 cotton

4 Say and point.

- 1 spring
- 2 summer
- 3 autumn
- 4 winter

5 Say and point.



I'm wearing a dress.



He's wearing a T-shirt and jeans.



Is she wearing a hat?
Yes, she is.



Is he wearing trousers?
No, he isn't.

1

Phonics

1 Listen and say.



/f/



feet



fat



fish

/v/



van



vase



violin

2 Listen and chant.



Vinny the fish

Funny, funny fish
Has four fat fins.
Funny, funny fish
Has four violins.

His name is Vinny.
He lives in a van
With his four violins
And his best friend Pam.



1

Listen and say.



/m/



monkey



mum



mouth

/n/



nose



nine



nurse

2

Listen and chant.



Tom the monkey

Tom the monkey
Is on my bed.
Tom has a mango
On his head.

It isn't in his mouth.
It isn't on his nose.
It isn't in his hand
Or on his nine little toes!



3

Phonics

1 Listen and say.



/æ/



cat



fat



hat

/ɪ/



fin



fish



pink

2 Listen and chant.



Pat and Lynn

What's that? What's that?

It's Pat, the fat cat.
It has got a hat.

What's this? What's this?

It's Lynn, the fish.
It has got a big fin.



1

Listen and say.



/e/



bed



leg



red

/b/



box



fox



top

2

Listen and chant.



Jen the hen and Bob the fox

My pet hen, Jen,
Has got two legs, two legs,
Ten eggs, ten eggs
And a red head!



Bob the fox is next to the box.
Can Bob the fox hop on the top?
Hop, hop, hop
On the top, top, top!



5

Phonics

1 Listen and say.



/ʌ/



duck



jumper



under

2 Listen and chant.



My duck

I've got a duck.
A small, hungry duck!
Where's my duck?

Look! Look!
There is your duck!
It's under the jumper!



1

Listen and say.



/tʃ/



chimp



chair



peach

/ʃ/



sheep



fish



shirt

2

Listen and chant.



The chimp and the sheep

Look at the chimp.
It has got peaches.
It is on the chair.
And peaches
are everywhere!

Look at the sheep.
They have got shirts.
They are on the chairs.
And shirts are
everywhere!



7

Phonics

1 Listen and say.



/θ/



thin

13

thirteen



teeth

/ð/

this



that

mother

2 Listen and chant.



My family

This is my mother
And that's my father.

This is my sister
And that's my thin brother.



1

Listen and say.



/aɪ/



white



rice

kite



/əʊ/



home



rose



nose

2

Listen and chant.



Jill's kite

Jill has got a kite.
It's a rose
and it's white!
Let's fly your kite!

Now Jill, take your kite
Your white rose kite.
Let's go home
and eat some rice!



Grammar Boxes

1 We're back!

1b



What's **this**?
It's a bag.

What's **that**?
It's a computer.

What's = What is
It's = It is

1c

What are **these**?
They're apples.



apple



apples

They're = They are

2 Party time!

2a How many yo-yos?
Two yo-yos.



2b What are **those**?
They're lollipops.



2c What colour are they?
They're pink.



2 Let's play

Are they lollipops? < Yes, they are.
No, they aren't.

aren't = are not

3 Home and family

3a

Who's that?
It's my sister.



Who's = Who is **It's = It is**

3b

Is that your sister? < Yes, it is.
No, it isn't.

How old is she? She's ten years old.

isn't = is not

3c

Where's the doll?



It's **on** the bed.

It's **under** the bed.

It's **in** the wardrobe.



Where's = Where is

Where are the dolls?
They're on the TV.



4 Friends

4a



I've got a book.
I've got = I have got



You've got a puzzle.
You've got = You have got

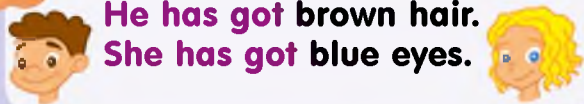
4b

Have you got a dog? < Yes, I have.
No, I haven't.

haven't = have not


Grammar boxes



4c He has got brown hair.
She has got blue eyes.



5 Animals

5a How many dogs can you see?
I can see two dogs.




One dog.  Two dogs. 

5b Can you swim? < Yes, I can.
No, I can't.

can't = cannot

5c It can jump.
It can't fly.



It can fly and talk.
It can jump, but it can't fly.


6 My town

6a There's a pet shop.



There's = There is

6b There are two hospitals.



6c Is there a zoo in your town? < Yes.
No.


7 My favourite food

7a I like rice.



sandwich  sandwiches 
tomato  tomatoes 

7b Do you like chips?
Yes, I do./No, I don't.
I don't like chips.



don't = do not


7c I get up at eight o'clock.
What time do you go to bed?
At nine o'clock.

7 Smart time

How much is the soup? It's €5.
How much are the beans?
They're €4.

8 Clothes

8a I'm wearing a skirt.
You're wearing jeans.



I'm = I am
You're = You are

8b He's wearing trainers.
She's wearing a hat.










He's = He is
She's = She is

8 Let's play

Is he wearing glasses? < Yes, he is.
No, she isn't.

Syllabus

Syllabus	Cross-curricular / 21st Century Competencies	Grammar	Vocabulary	Phonics
<p>module 1</p> <p>We're back! p.4</p>	<p>Language (alphabet)</p>  <p>Value Work as a team.</p>	<p>What's this? It's a (bag).</p> <p>What's that? It's a (computer).</p> <p>What are these? They're (apples).</p>	<p>Classroom objects</p> <p>Numbers 1-10</p> <p>Colours</p>	<p>/f/ feet fat fish</p> <p>/v/ van vase violin</p>
<p>module 2</p> <p>Party time! p.16</p>	<p>Art (mixing colours)</p> 	<p>How many (yo-yos)? Two (yo-yos).</p> <p>What are these? They're (lollipops).</p> <p>What colour are they? They're (pink).</p> <p>Are they (lollipops)? Yes, they are. / No, they aren't.</p>	<p>Toys</p> <p>Party objects</p> <p>Colours</p>	<p>/m/ monkey mum mouth</p> <p>/n/ nose nurse nine</p>
<p>module 3</p> <p>Home and family p.28</p>	<p>History (Roman Villa)</p>  <p>Value Help your elders.</p>	<p>Who's that? It's my (sister).</p> <p>Is that your (sister)? Yes, it is. / No, it isn't.</p> <p>How old is (she)? (She)'s (ten) years old.</p> <p>Where's the (doll)? It's on the (bed).</p> <p>It's under the (bed). It's in the (wardrobe).</p> <p>Where are the (dolls)? They're (on the TV).</p>	<p>Family members</p> <p>Furniture</p>	<p>/æ/ cat fat hat</p> <p>/ɪ/ fin fish pink</p>
<p>module 4</p> <p>Friends p.40</p>	<p>Science (animals in a pond)</p> 	<p>I've got a (book). You've got a (puzzle).</p> <p>Have you got a (dog)? Yes, I have. / No, I haven't.</p> <p>He has got (brown hair). She has got (blue eyes).</p>	<p>Numbers 11-20</p> <p>Animals</p> <p>Parts of the face</p>	<p>/e/ bed leg red</p> <p>/ɒ/ box fox top</p>

	Cross-curricular / 21st Century Competencies	Grammar	Vocabulary	Phonics
module 5 Animals p.52	Science (a forest)  Value Respect animals.	How many (dogs) can you see? I can see two (dogs). One dog. Two dogs. Can you (swim)? Yes, I can. / No, I can't. It can (jump). It can't (fly). It can (fly) and (talk). It can (jump), but it can't (fly).	Actions Animals Nature	/ʌ/ duck jumper under
module 6 My town p.64	Social studies (road signs) 	There's a (pet shop). There are two (hospitals). Is there a (zoo) in your town? Yes. / No.	Places Actions	/tʃ/ chimp chair peach /ʃ/ sheep fish shirt
module 7 My favourite food p.76	Maths (prices)  Value Eat healthily.	I like (rice). sandwich - sandwiches tomato - tomatoes Do you like chips? Yes, I do. / No, I don't. I don't like (chips). I (get up) at (eight) o'clock. What time do you (go to bed)? At (nine) o'clock. How much is the (soup)? It's (€5). How much are the (beans)? They're (€4).	Food Actions	/θ/ thin thirteen teeth /ð/ this that mother
module 8 Clothes p.88	Science (materials) 	I'm wearing a (skirt). You're wearing (jeans). He's wearing (trainers). She's wearing a (hat). Is he/she wearing (glasses)? Yes, he/she is. / No, he/she isn't.	Clothes Seasons Materials	/aɪ/ white rice kite /əʊ/ home rose nose

Навчальне видання
Мітчелл Г.К.

АНГЛІЙСЬКА МОВА
ENGLISH

Підручник для 2 класу закладів загальної середньої освіти (з аудіосупроводом)

Рекомендовано Міністерством освіти і науки України

Підписано до друку 24.06.2019. Папір офсетний. Друк офсетний.
Формат 84*108/16, 13,4 умовн. друк. арк.
Наклад 134315 прим. Замовлення № 000399

Віддруковано у ТОВ «КОНВІ ПРІНТ».
Свідоцтво про внесення суб'єкта видавничої справи до Державного реєстру видавців, виготівників і розповсюджувачів видавничої продукції. Серія ДК № 6115, від 29.03.2018 р. 03680, м. Київ, вул. Антона Цедіка, 12
Тел. (044) 332-84-73

ТОВ «Видавництво «Лінгвіст» 04208, м. Київ, просп. Василя Порика, 9-Г, к. 58
Свідоцтво про внесення суб'єкта видавничої справи до Державного реєстру видавців, виготівників і розповсюджувачів видавничої продукції. Серія ДК №6168 від 03.05.2018 р.
Адреса редакції: 04071, Київ, вул. Нижній Вал 17/8
Email: publishing@linguist.ua
Тел. (044) 599-32-28

ISBN (укр.) 978-617-7713-20-2
© Smart Junior (Ukrainian edition), MM Publications.
Published by Publishing House Linguist, under license from MM Publications, 2019

Усі права застережено.
Жодна частина цього видання не може бути відтворена у будь-якій формі і будь-якими засобами без дозволу правовласника.

Smart Junior 2 for Ukraine
Student's Book
H. Q. Mitchell

MM Publications
www.mmpublications.com
info@mmpublications.com

Copyright © 2019 MM Publications

All rights reserved. No part of this publication may be reproduced, stored in a retrieval system or transmitted in any form or by any means, electronic, mechanical, photocopying, recording or otherwise, without permission in writing from the publishers.

We would like to thank Shutterstock and 123RF for permission to reproduce copyright photographs.

The publishers have tried to contact all copyright holders, but in cases where they may have failed, they will be pleased to make the necessary arrangements at the first opportunity.